

MODERN LOVE




RING SIZE FINDER

Not sure of your ring size? Both of the following methods will give you reasonably accurate ring measurements. Obviously, the best way to be measured is to get fitted by a professional jeweler. But that's not always possible – especially if you're planning a surprise!


Here are two ways to get an idea of what size ring to buy:

OPTION 1


Take a ring that you know fits you (or your sweetie) and put it over each circle below. When the inside of the ring is flush with the outside of a circle, you've found the right size.




SIZE 5
15.7mm




SIZE 6
16.5mm



SIZE 7
17.3mm




SIZE 8
18.2mm



SIZE 9
18.9 mm




SIZE 10
19.8 mm



SIZE 11
20.6 mm




SIZE 12
21.3 mm



SIZE 13
22.2 mm

OPTION 2

Take a string or thin strip of paper and wrap it around your finger in a circle. Using a pen, mark off where the string or paper overlaps. Compare the length to the lines below to find your size.



MORE SIZING TIPS

- Ask around for her ring size – her mom might be a good person to start with, or her sister or other good friend might know.
- If a finger is between sizes, it's a good idea to order the larger size.
- Always measure your ring size when your hand is at a regular room temperature. Heat makes fingers swell, while extreme cold has the opposite effect.

DIAMOND SHAPES

Which is for you? It all depends on your personal preference. Here are the six main diamond shapes.



ROUND
The most popular choice.



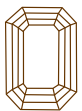
MARQUISE
Pointed at both ends. Can look larger than it is.



PRINCESS
A square shape. Clean and contemporary.



OVAL
Classic like the round, but not as common.



EMERALD
A sophisticated rectangular shape.



PEAR
Rounded but with an added point at the top.